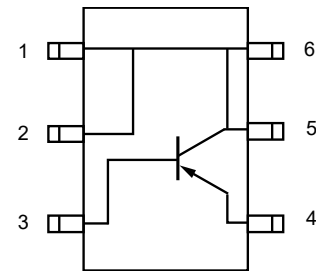


Feature

This device is Pb-Free, Halogen Free/BFR Free and RoHS compliant.

- Very low collector to emitter saturation voltage
- DC current gain >100
- 3A continuous collector current
- PNP epitaxial planar silicon transistor


Mechanical Characteristics

- Lead finish:100% matte Sn(Tin)
- Mounting position: Any
- Qualified max reflow temperature:260°C
- Pure tin plating: 7 ~ 17 um
- Pin flatness : ≤3mil

Electrical characteristics per line@25°C (unless otherwise specified)

Parameter	Symbol	Conditions	Value	Units
Collector-Emitter Breakdown Voltage	$V_{(BR)CEO}$	$I_B=0 \quad I_C=-10mA$	-30	V
Collector-Base Breakdown Voltage	$V_{(BR)CBO}$	$I_E=0 \quad I_C=-100uA$	-30	V
Emitter -Base Breakdown Voltage	$V_{(BR)EBO}$	$I_C=0 \quad I_E=-100uA$	-5	V
Collector Current	I_C		-3	A
Collector Peak Current	I_{CM}		-6	A
Base Current	I_B		-0.2	A
Base Peak Current	I_{BM}		-0.5	A
Total Dissipation @25°C	P_{tot}		1.2	W
Storage Temperature	T_{stg}		-65~150	°C
Max. Operating Junction Temperature	T_j		150	°C

Absolute maximum rating@25°C

Parameter	Symbol	Conditions	Min.	Typ.	Max.	Units
DC Current Gain	h_{FE}	$I_C=-2.5A, V_{CE}=-3.0V$	80			-
Collector-Emitter Saturation Voltage	$V_{CE(sat)}$	$I_C=-0.5A, I_B=-50mA$	-		-0.15	V
		$I_C=-1.2A, I_B=-20mA$	-		-0.35	
		$I_C=-2A, I_B=-200mA$	-		-0.5	
Base-Emitter Saturation Voltage	$V_{BE(sat)}$	$I_C=-0.5A, I_B=-5mA$			-1.1	V
		$I_C=-1.2A, I_B=-20mA$			-1.1	
		$I_C=-2A, I_B=-20mA$			-1.2	
Collector Cut-off Current ($I_E=0$)	I_{CBO}	$V_{CB}=-30V$			-0.1	μA
		$V_{CB}=-30V, T_C=125^\circ C$			-20	
Emitter Cut-off Current($I_C=0$)	I_{EBO}	$V_{EB}=-5V$			-0.1	μA

Typical Characteristics

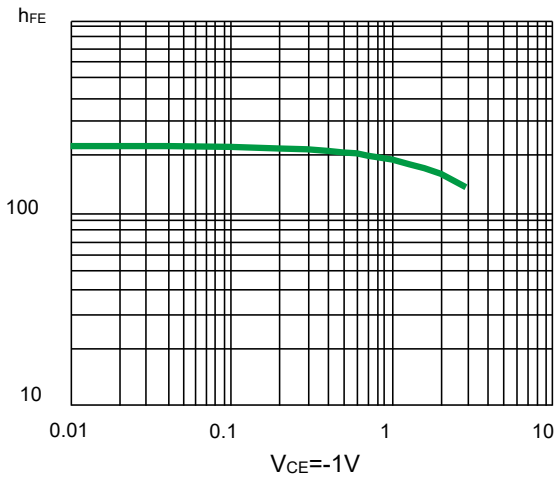


Fig1.DC Current Gain

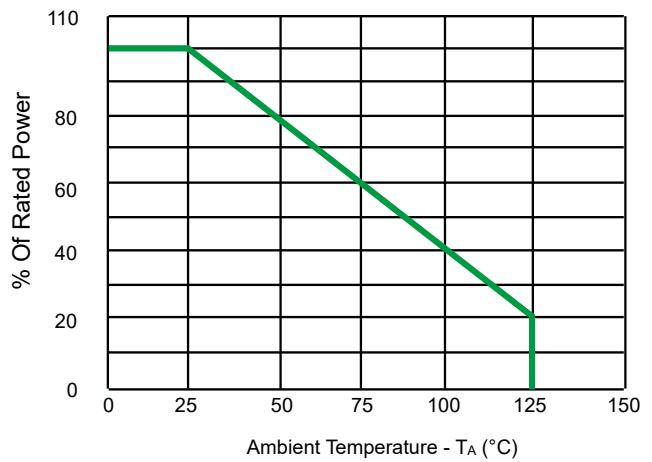


Fig2. Power Derating Curve

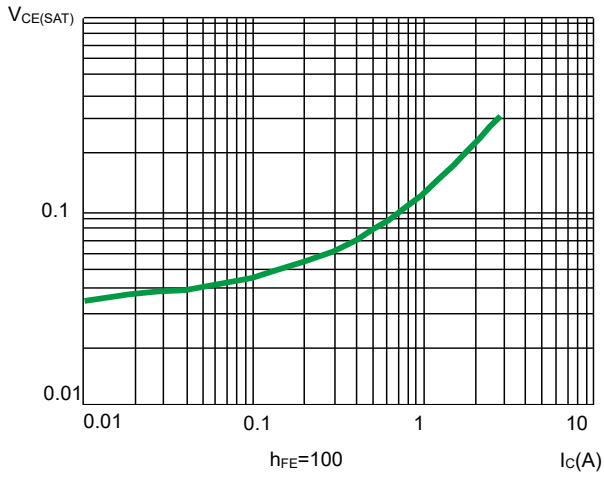


Fig 3. Collector-Emitter Saturation Voltage

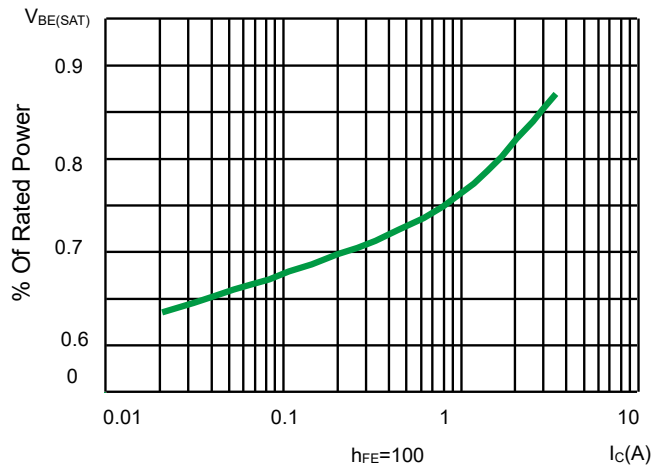


Fig4. Base-Emitter Saturation Voltage

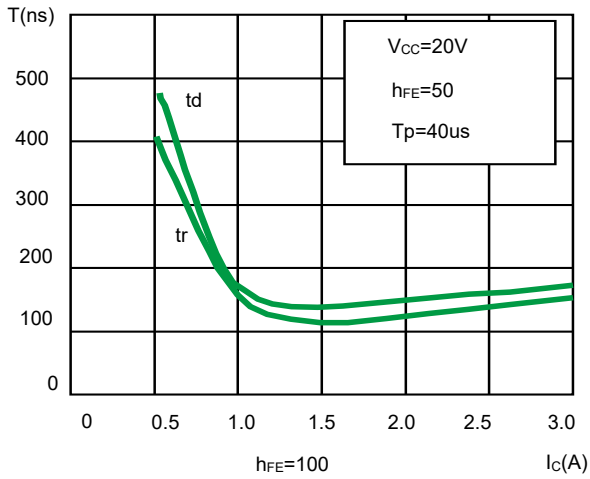


Fig 5. Switching Times Resistive Load

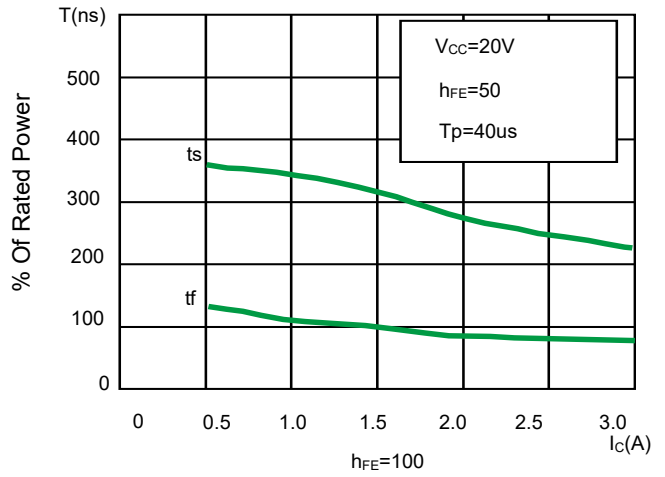
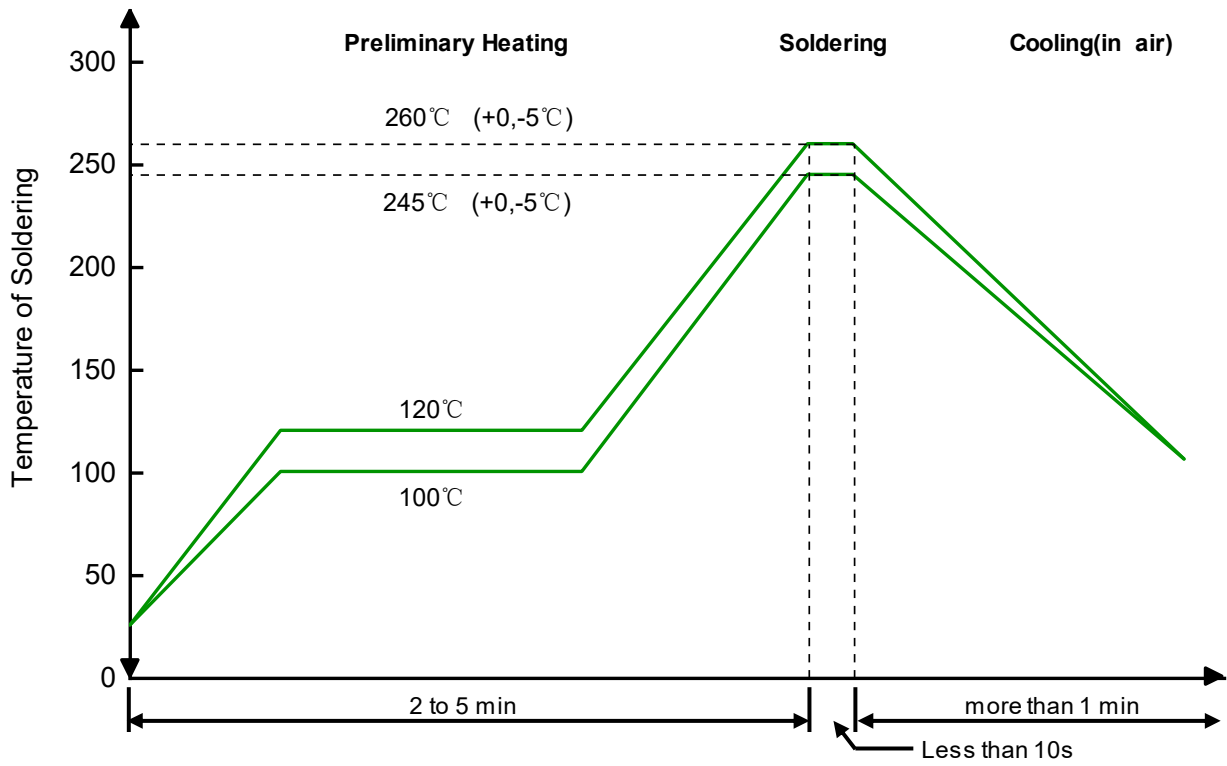


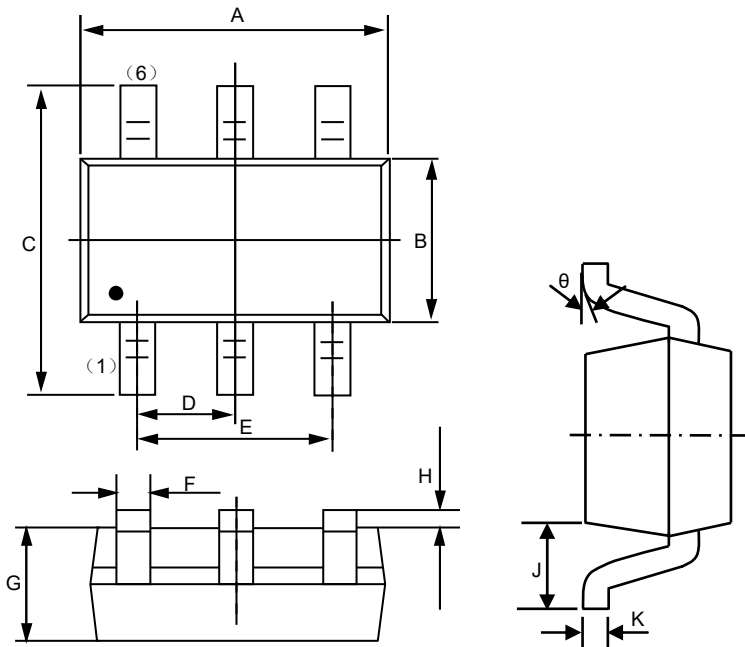
Fig6. Switching Times Resistive Load

Solder Reflow Recommendation

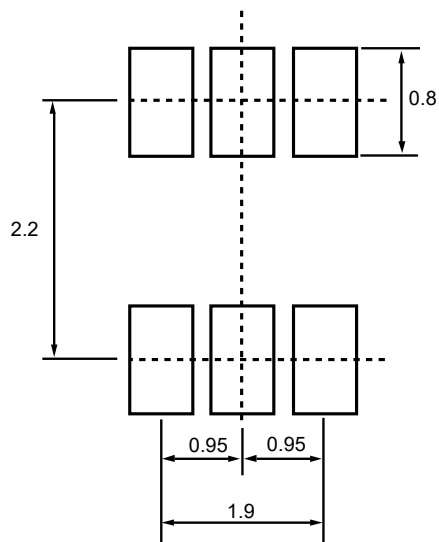


Remark: Pb free for 260°C; Pb for 245°C.

Product dimension (SOT-23-6L)



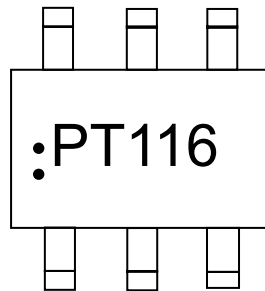
Dim	Millimeters		Inches	
	MIN	MAX	MIN	MAX
A	2.820	3.020	0.111	0.119
B	1.500	1.700	0.059	0.067
C	2.650	2.950	0.104	0.116
D	0.950 (BSC)		0.037 (BSC)	
E	1.800	2.000	0.071	0.079
F	0.300	0.500	0.012	0.020
G	1.050	1.150	0.041	0.045
H	0.000	0.100	0.000	0.004
J	0.45	0.60	0.0180	0.0236
K	0.100	0.200	0.004	0.008
θ	0°	8°	0°	8°



Unit:mm

Suggested PCB Layout


Marking information



Ordering information

Device	Package	Shipping
PT236T30E2	SOT-23-6L (Pb-Free)	3000 / Tape & Reel


IMPORTANT NOTICE

 and **Prisemi**[®] are registered trademarks of **Prisemi Electronics Co., Ltd** (Prisemi) ,Prisemi reserves the right to make changes without further notice to any products herein. Prisemi makes no warranty, representation or guarantee regarding the suitability of its products for any particular purpose, nor does Prisemi assume any liability arising out of the application or use of any product or circuit, and specifically disclaims any and all liability, including without limitation special, consequential or incidental damages. “Typical” parameters which may be provided in Prisemi data sheets and/or specifications can and do vary in different applications and actual performance may vary over time. All operating parameters, including “Typicals” must be validated for each customer application by customer’s technical experts. Prisemi does not convey any license under its patent rights nor the rights of others. The products listed in this document are designed to be used with ordinary electronic equipment or devices, Should you intend to use these products with equipment or devices which require an extremely high level of reliability and the malfunction of with would directly endanger human life (such as medical instruments, aerospace machinery, nuclear-reactor controllers, fuel controllers and other safety devices), please be sure to consult with our sales representative in advance.

Website: <http://www.prisemi.com>

For additional information, please contact your local Sales Representative.

©Copyright 2009, Prisemi Electronics

 **Prisemi**[®] is a registered trademark of Prisemi Electronics.

All rights are reserved.