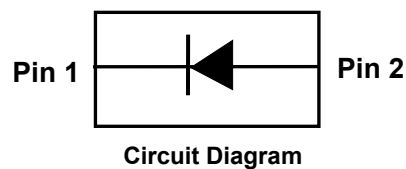


Description

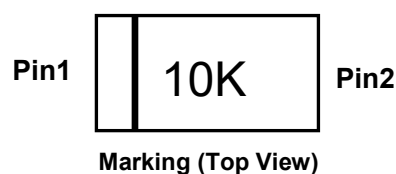
The PSD2FD100VU is a high speed switching diode

Pb-Free Packages are available



Mechanical Characteristics

- Mounting position: Any
- Qualified max reflow temperature: 260°C
- Device meets MSL 1 requirements
- DFN1006-2L without plating



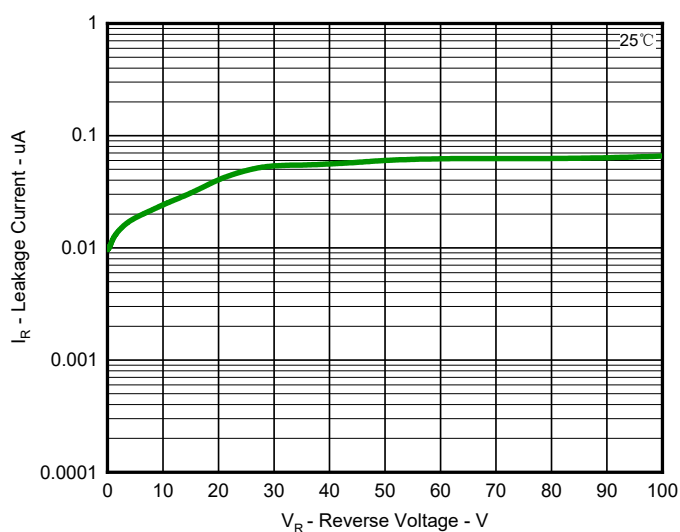
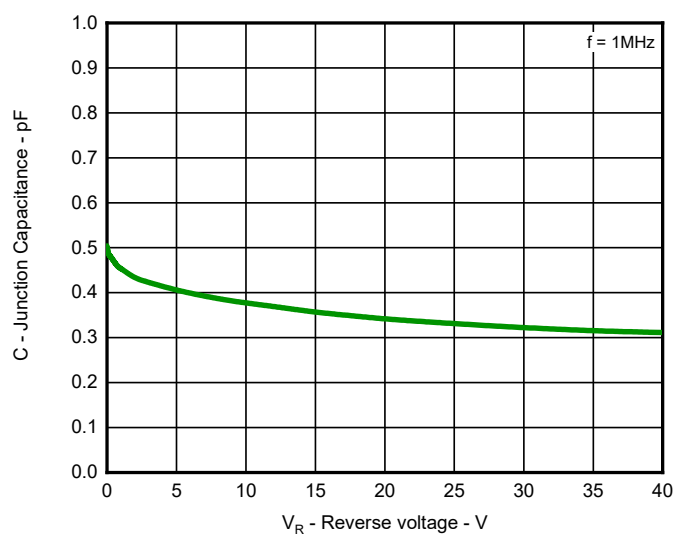
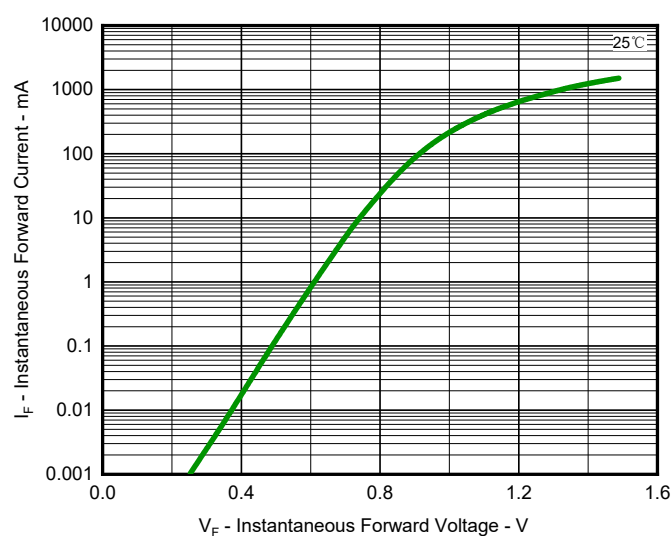
Typical Characteristics

Rating	Symbol	Value	Units
Reverse voltage (repetitive peak)	V_{RM}	100	V
Reverse voltage (DC)	V_R	100	V
Forward Current (repetitive peak)	I_{FM}	215	mA
Surge current ($t=1\mu s$)	I_{surge}	4	A
($t=1ms$)		1	
($t=1s$)		0.5	
Junction Temperature	T_J	150	°C
Storage Temperature	T_{STG}	-65 to +150	°C

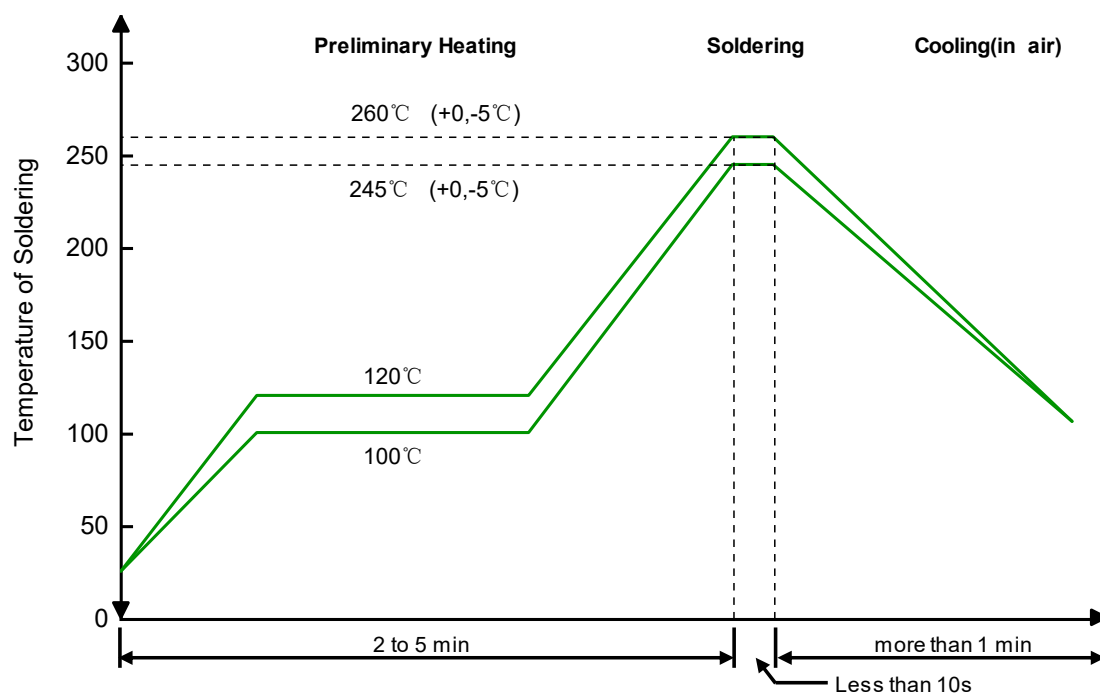
Electrical characteristics per line@25°C (unless otherwise specified)

Parameter	Symbol	Conditions	Min.	Typ.	Max.	Units
Forward voltage	V_F	$I_F = 150mA$			1.25	V
Reverse current	I_R	$V_R = 80V$ $T=25^\circ C$			0.5	μA
Capacitance between terminal	C_d	$V_R=0V, f=1MHz$			1.5	pF
Reverse recovery time	t_{rr}	$I_F=10mA$		1.6	4.0	ns

Typical Characteristics

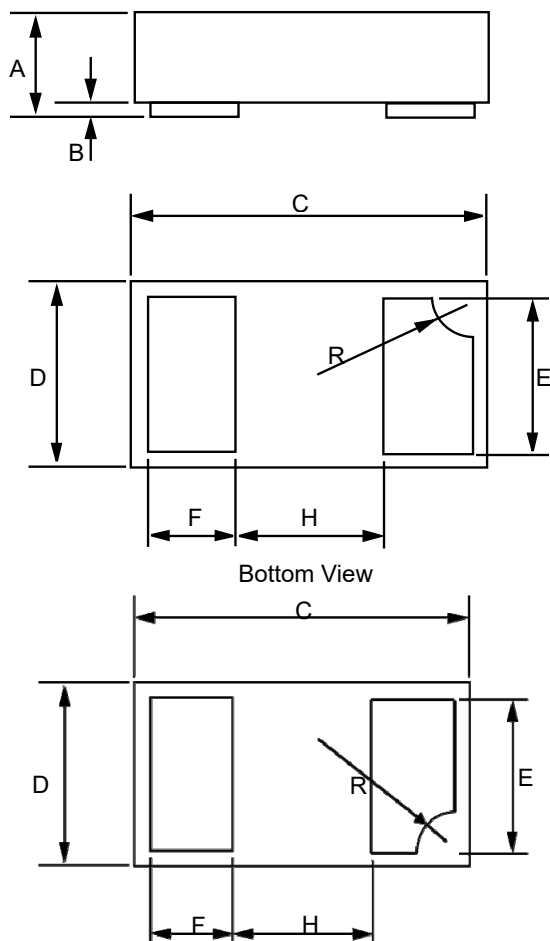


Solder Reflow Recommendation

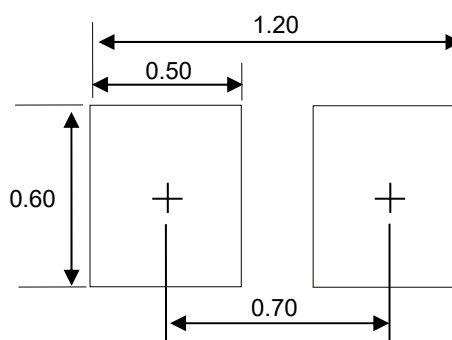


Remark: Pb free for 260°C; Pb for 245°C.

Product dimension (DFN1006-2L)



Dim	Inches		Millimeters	
	MIN	MAX	MIN	MAX
A	0.013	0.020	0.34	0.50
B	0.000	0.002	0.00	0.05
C	0.037	0.042	0.95	1.075
D	0.021	0.026	0.55	0.675
E	0.017	0.021	0.45	0.55
F	0.007	0.011	0.20	0.30
H	0.015Typ.		0.40Typ.	
R	0.001	0.005	0.05	0.15



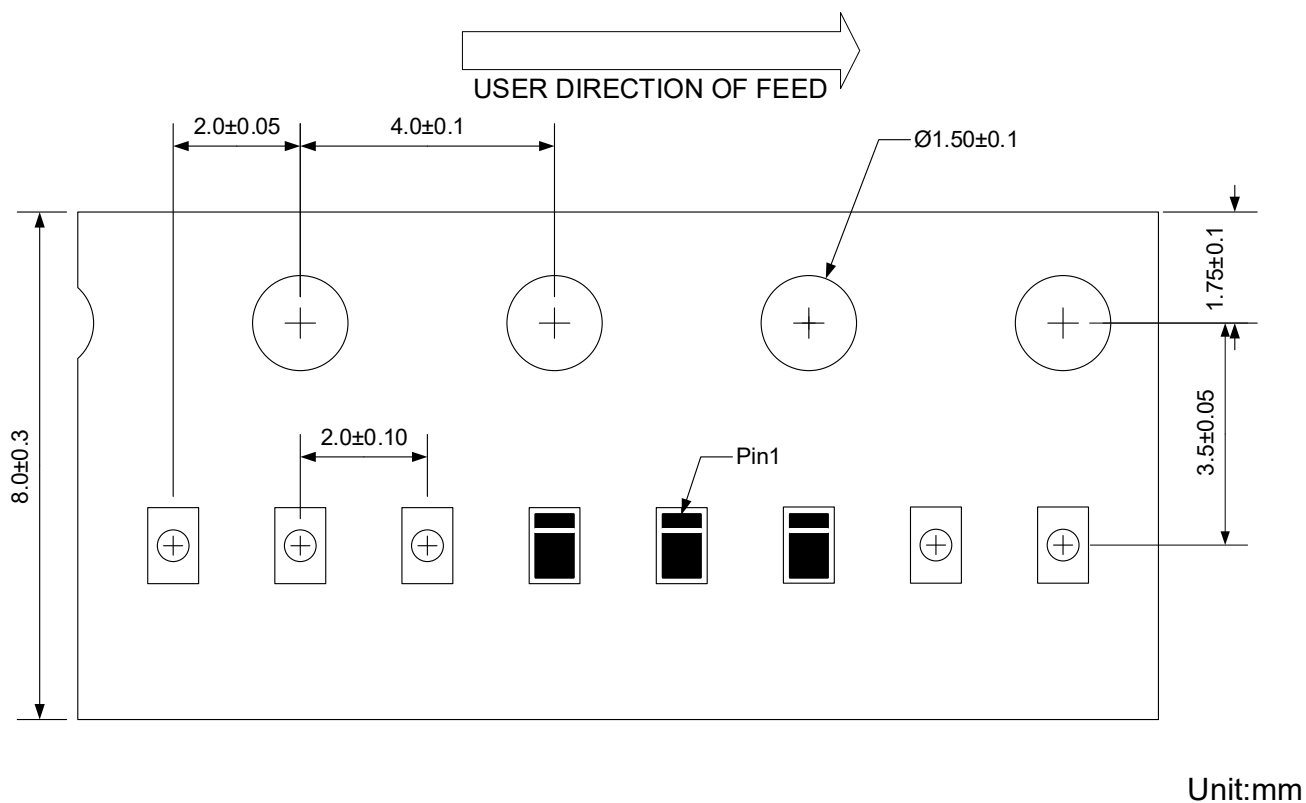
Unit:mm

Suggested PCB Layout


Ordering information

Device	Package	Reel	Shipping
PSD2FD100VU	DFN1006-2L	7"	10000 / Tape & Reel

Load with information




IMPORTANT NOTICE

 and **Prisemi**[®] are registered trademarks of **Prisemi Electronics Co., Ltd** (Prisemi). Prisemi reserves the right to make changes without further notice to any products herein. Prisemi makes no warranty, representation or guarantee regarding the suitability of its products for any particular purpose, nor does Prisemi assume any liability arising out of the application or use of any product or circuit, and specifically disclaims any and all liability, including without limitation special, consequential or incidental damages. "Typical" parameters which may be provided in Prisemi data sheets and/or specifications can and do vary in different applications and actual performance may vary over time. All operating parameters, including "Typicals" must be validated for each customer application by customer's technical experts. Prisemi does not convey any license under its patent rights nor the rights of others. The products listed in this document are designed to be used with ordinary electronic equipment or devices. Should you intend to use these products with equipment or devices which require an extremely high level of reliability and the malfunction of which would directly endanger human life (such as medical instruments, aerospace machinery, nuclear-reactor controllers, fuel controllers and other safety devices), please be sure to consult with our sales representative in advance.

Website: <http://www.prisemi.com>

For additional information, please contact your local Sales Representative.

©Copyright 2009, Prisemi Electronics

 **Prisemi**[®] is a registered trademark of Prisemi Electronics.

All rights are reserved.