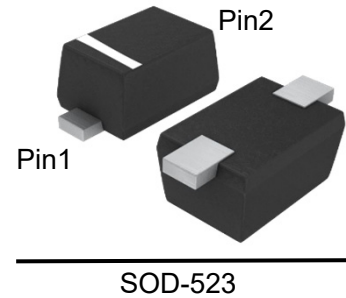
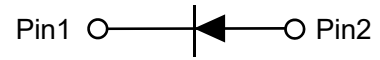


Feature

- Forward Current: 10mA
- Reverse voltage:10V
- Low forward voltage
- Low leakage current
- Ultra Small mold type. (SOD-523)


Applications

- Low current rectification
- Voltage clamping
- Protection circuits
- Ultra high-speed switching


Circuit Diagram
Mechanical Characteristics

- Mounting position: Any
- Qualified max reflow temperature:260°C
- Device meets MSL 1 requirements


Marking (Top View)
Electrical characteristics per line@25°C (unless otherwise specified)

Parameter	Symbol	Conditions	Min.	Typ.	Max.	Units
Forward voltage	V_F	$I_F = 1\text{mA}$	-	0.4	0.6	V
		$I_F = 10\text{mA}$	-	1.0	1.5	
Reverse current	I_R	$V_R = 0.5\text{V}$	-	-	5.0	μA
		$V_R = 10\text{V}$	-	-	400	
Junction Capacitance	C_J	$V_R = 0.2\text{V}, f = 1\text{MHz}$	-	0.38	-	pF

Absolute maximum rating@25°C

Rating	Symbol	Value	Units
Reverse voltage (DC)	V_{RM}	10	V
Average rectified forward current	I_o	10	mA
Forward current surge peak (60Hz 1cyc)	I_{FSM}	0.7	A
Junction and Storage Temperature Range	T_J, T_{STG}	-55~+125	°C

Typical Characteristics

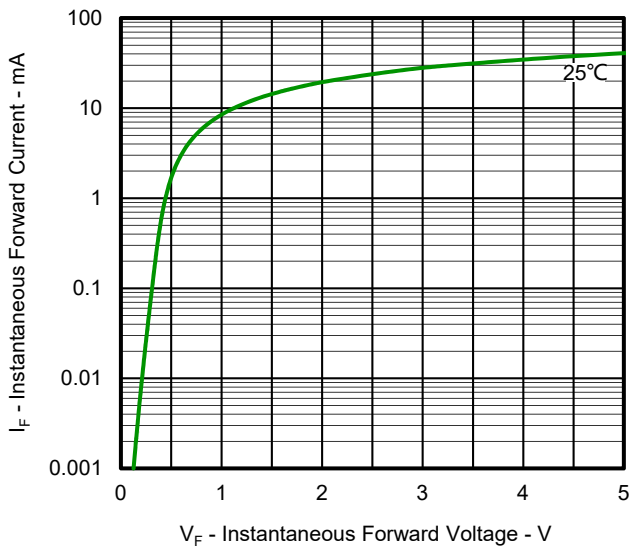


Fig.1 Typical Forward Characteristics

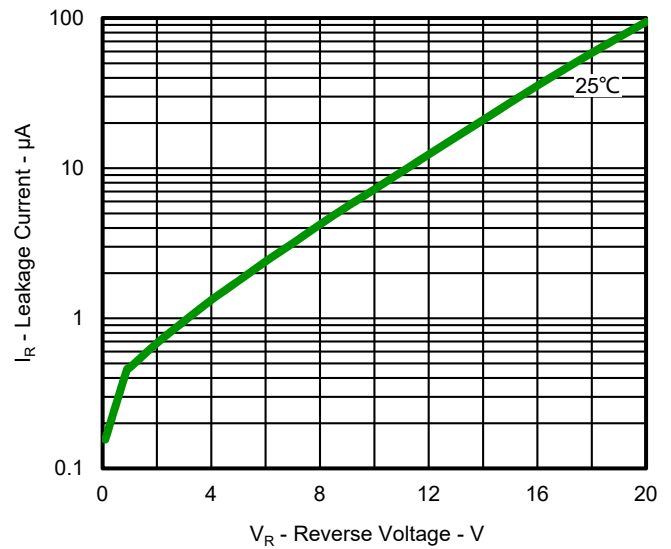


Fig 2. Leakage Current

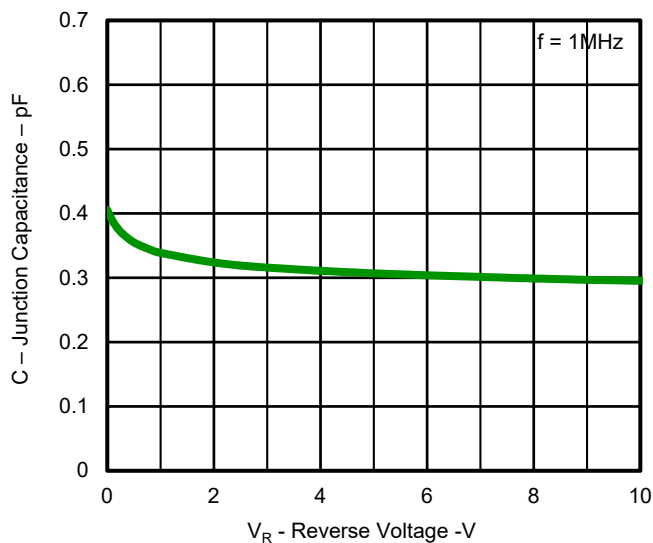
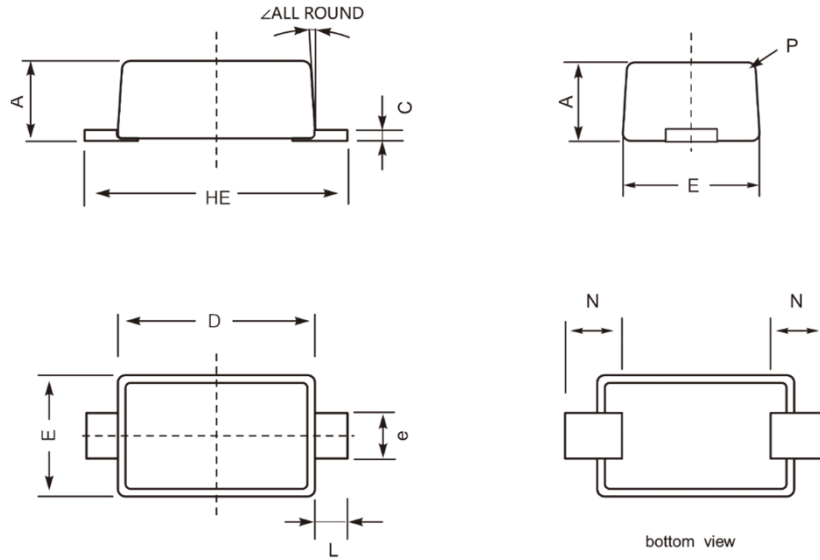
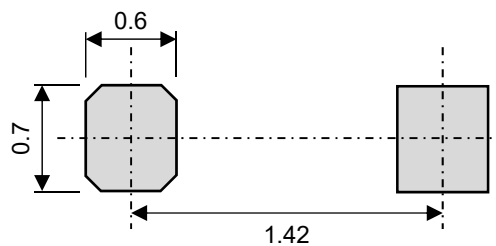


Fig 3.Capacitance vs. Reverses voltage

Product dimension (SOD-523)



Dim	Millimeters		Inches	
	Min	Max	Min	Max
A	0.51	0.77	0.020	0.030
e	0.25	0.35	0.010	0.014
C	0.08	0.15	0.003	0.006
D	1.10	1.30	0.043	0.051
E	0.75	0.99	0.030	0.039
HE	1.50	1.70	0.059	0.067
N	0.35 Ref.		0.014 Ref.	
L	0.20 Ref.		0.008 Ref.	
∠	9°	11°	9°	11°




Unit: mm

Suggested PCB Layout

Ordering information

Package	Reel	Shipping
SOD-523	7"	3000 / Tape & Reel


IMPORTANT NOTICE

 and **Prisemi**[®] are registered trademarks of **Prisemi Electronics Co., Ltd** (Prisemi), Prisemi reserves the right to make changes without further notice to any products herein. Prisemi makes no warranty, representation or guarantee regarding the suitability of its products for any particular purpose, nor does Prisemi assume any liability arising out of the application or use of any product or circuit, and specifically disclaims any and all liability, including without limitation special, consequential or incidental damages. "Typical" parameters which may be provided in Prisemi data sheets and/or specifications can and do vary in different applications and actual performance may vary over time. All operating parameters, including "Typicals" must be validated for each customer application by customer's technical experts. Prisemi does not convey any license under its patent rights nor the rights of others. The products listed in this document are designed to be used with ordinary electronic equipment or devices, Should you intend to use these products with equipment or devices which require an extremely high level of reliability and the malfunction of with would directly endanger human life (such as medical instruments, aerospace machinery, nuclear-reactor controllers, fuel controllers and other safety devices), please be sure to consult with our sales representative in advance.

Website: <http://www.prisemi.com>

For additional information, please contact your local Sales Representative.

©Copyright 2009, Prisemi Electronics

 **Prisemi**[®] is a registered trademark of Prisemi Electronics.

All rights are reserved.