


**Feature**

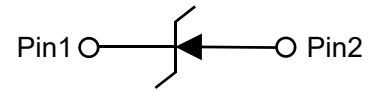
- High current rectifier Schottky diodes
- Low voltage, low inductance
- For detection and step-up-conversion



SOD-323HE

**Mechanical Characteristics**

- Case: SOD-323HE
- Terminals: Solderable per MIL-STD-750, Method 2026
- Approx. Weight: 5.4mg/0.00019oz


**Circuit Diagram**
**Absolute maximum rating@25°C**

Rating	Symbol	Value	Units
Non-reptitive Peak Reverse Voltage	$V_{RRM}$	30	V
Forward Current	$I_F$	1	A
Forward Surge Current at t=8.3ms	$I_{FSM}$	20	A
Junction temperature	$T_J$	-55 ~ +125	°C
Storage temperature	$T_{stg}$	-55 ~ +150	°C

**Electrical characteristics per line@25°C (unless otherwise specified)**

Parameter	Symbol	Conditions	Min.	Typ.	Max.	Units
Forward voltage	$V_F$	$I_F = 0.1A$	-	0.3	-	V
		$I_F = 0.7A$	-	0.4	-	
		$I_F = 1.0A$	-	-	0.45	
Reverse current	$I_R$	$V_R = 5.0V$	-	10	-	μA
		$V_R = 30.0V$	-	-	60	
Typical Junction Capacitance	$C_T$	$V_R = 10V, f = 1MHz$	-	200	-	pF

## Typical Characteristics

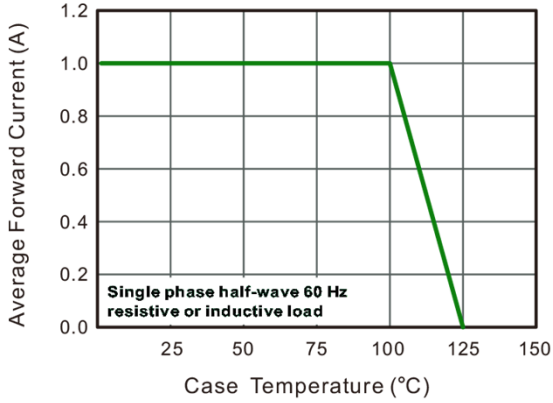


Fig.1 Forward Current Derating Curve

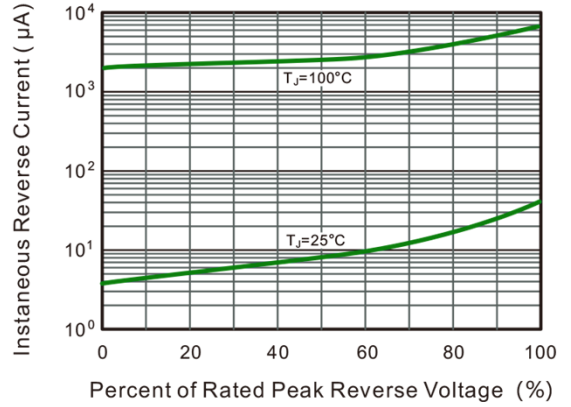


Fig.2 Typical Reverse Characteristics

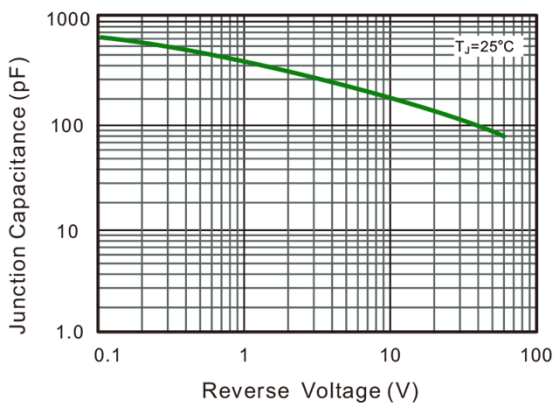


Fig.3 Typical Junction Capacitance

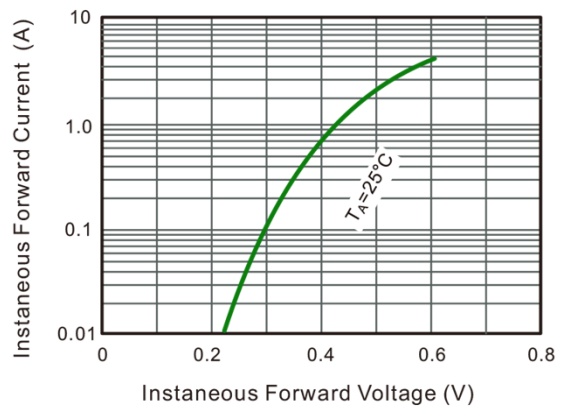


Fig.4 Typical Forward Characteristic

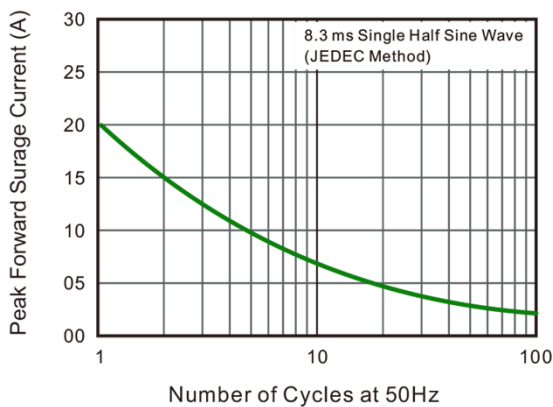
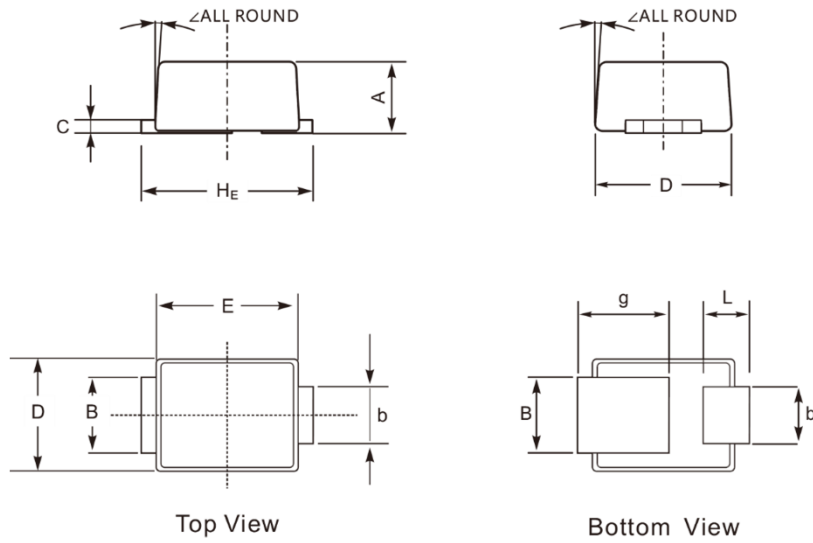


Fig.5 Maximum Non-Repetitive Peak Forward Surge Current

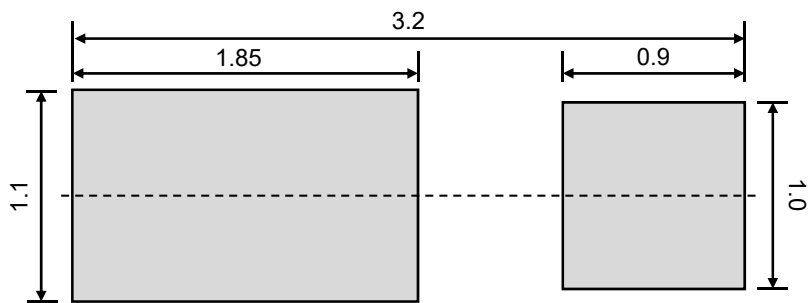
# Special Schottky Barrier Diode

PSBD3DH30V1H

## Product dimension (SOD-323HE)




Dim	Millimeters		Inches	
	Min	Max	Min	Max
A	0.57	0.77	0.022	0.030
b	0.45	0.75	0.018	0.030
B	0.65	0.95	0.026	0.037
C	0.10	0.20	0.004	0.008
D	1.25	1.45	0.049	0.057
E	2.10	2.30	0.083	0.091
H <sub>E</sub>	2.30	2.70	0.091	0.106
g	1.10	1.55	0.043	0.061
L	0.40	0.80	0.016	0.031
∠	12°			



Suggested PCB Layout

Unit:mm


**IMPORTANT NOTICE**

 and **Prisemi**<sup>®</sup> are registered trademarks of **Prisemi Electronics Co., Ltd** (Prisemi), Prisemi reserves the right to make changes without further notice to any products herein. Prisemi makes no warranty, representation or guarantee regarding the suitability of its products for any particular purpose, nor does Prisemi assume any liability arising out of the application or use of any product or circuit, and specifically disclaims any and all liability, including without limitation special, consequential or incidental damages. "Typical" parameters which may be provided in Prisemi data sheets and/or specifications can and do vary in different applications and actual performance may vary over time. All operating parameters, including "Typicals" must be validated for each customer application by customer's technical experts. Prisemi does not convey any license under its patent rights nor the rights of others. The products listed in this document are designed to be used with ordinary electronic equipment or devices, Should you intend to use these products with equipment or devices which require an extremely high level of reliability and the malfunction of with would directly endanger human life (such as medical instruments, aerospace machinery, nuclear-reactor controllers, fuel controllers and other safety devices), please be sure to consult with our sales representative in advance.

Website: <http://www.prisemi.com>

For additional information, please contact your local Sales Representative.

©Copyright 2009, Prisemi Electronics

 **Prisemi**<sup>®</sup> is a registered trademark of Prisemi Electronics.

All rights are reserved.